



DAC4800A Amplifier Measurements

Measurement	Conditions	Value	Units
Power at Clipping	One Channel Driven, 8 Ohm Load	>380	W
Power at Clipping	One Channel Driven, 4 Ohm Load	>640	W
Power at Clipping	Both Channels Driven, 8 Ohm Loads	>330	Wpc
Power at Clipping	Both Channels Driven, 4 Ohm Loads	>540	Wpc
Gain	1V Input	27.4	dB
DC Offset	8 Ohm Load	<5	mV
Sensitivity	300W into 8 Ohm Load	2.1	V
IMD	10W into 8 ohms, 80Hz/3KHz 4:1	<0.006	%
SNR	No weighting	109	dB
SNR	A-Weighted	114	dB
Output Impedance	1KHz, 8 Ohm Load	0.047	Ohms
THD+N	10Wpc, 1KHz, 8 Ohm Load	<0.005	%
Frequency Response	+/-3dB, 8 Ohm Load	<5 to >60,000	Hz

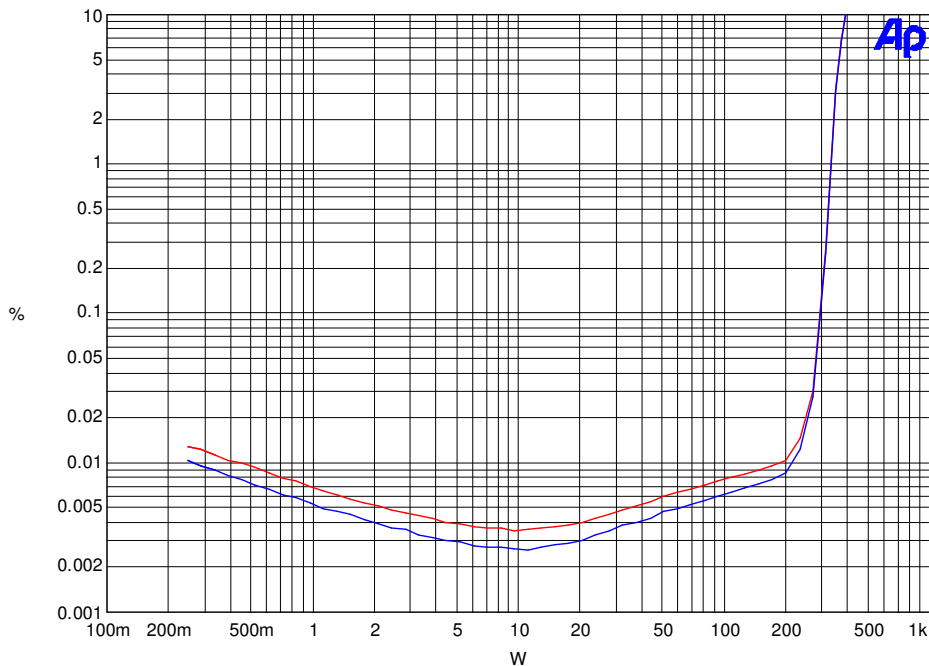


Figure 1. THD+N versus Output Power, 8 Ohm Loads

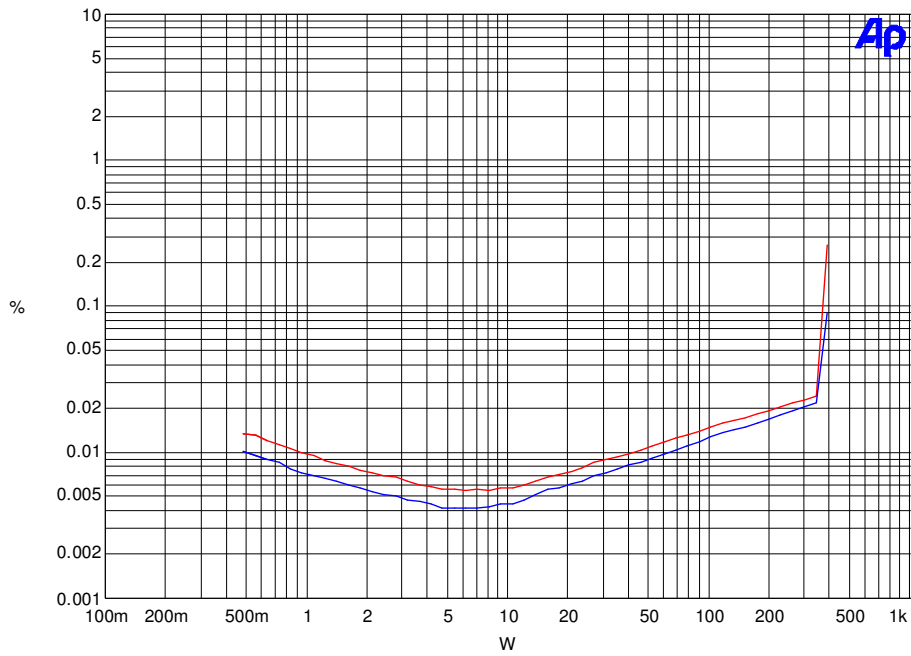


Figure 2. THD+N versus Output Power, 4 Ohm Loads

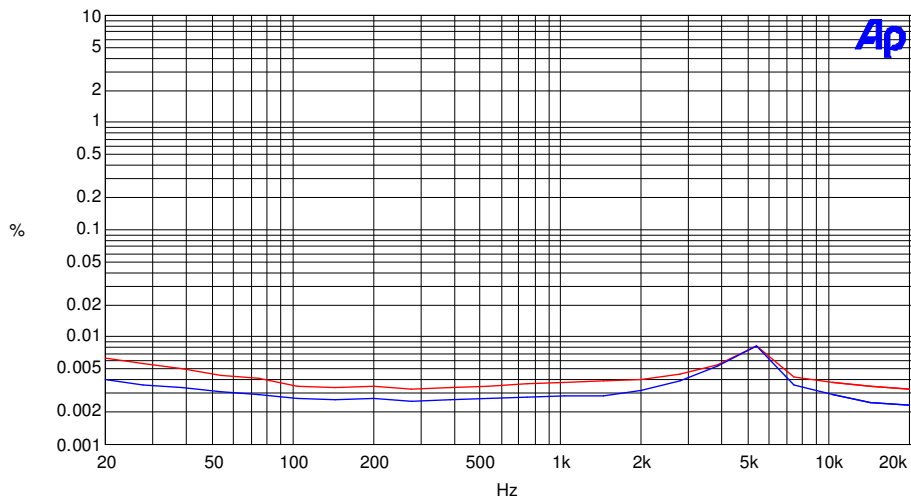


Figure 3. THD+N versus Frequency, 10Wpc, 8 Ohm Loads

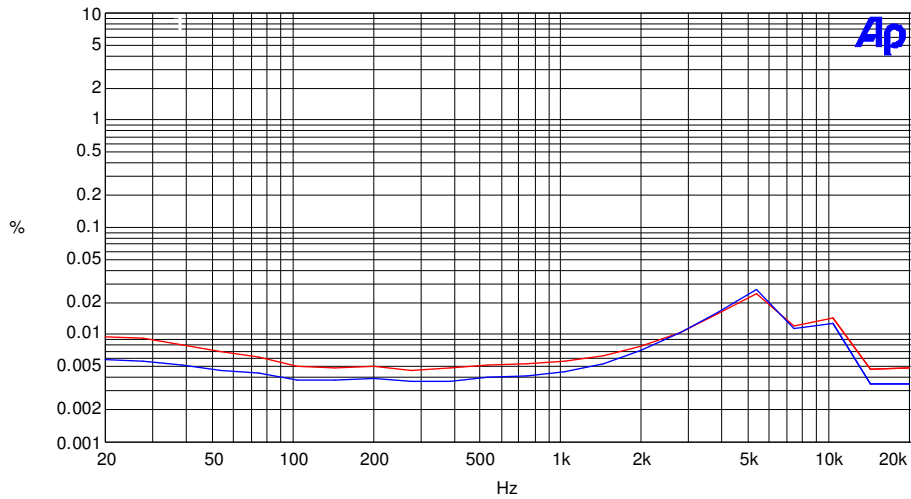


Figure 4. THD+N versus Frequency, 10Wpc, 4 Ohm Loads

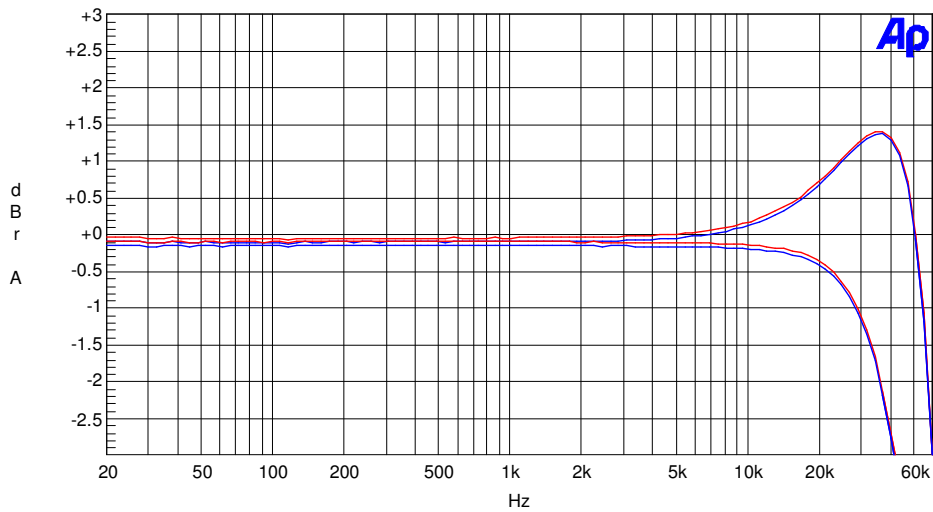


Figure 5. Frequency Response, 4 and 8 Ohm Loads